

**Insurance Compact 2023 Product Filing Trends**  
as of January 31, 2023

**Submissions by Month**



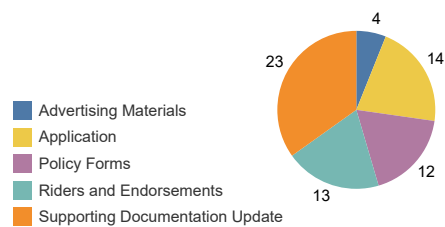
Approval Time (avg)*	35
Companies Registered	207
Forms Submitted	146
Products Approved	69
Products Received**	70
SERFF Transactions***	2,320
States/Filing (median)	44

\* The time for product approval is calculated utilizing business days and excludes the company response time to objection letters, as defined in §105 of the "Product Filing Rule".

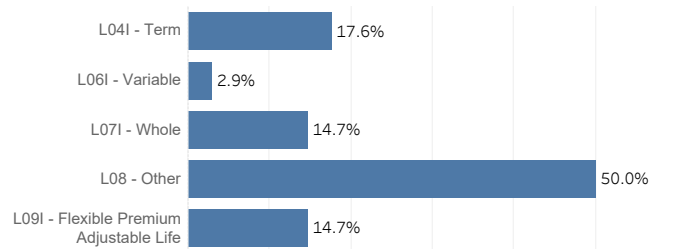
\*\* "Products Received" is defined as the number of policies/contracts submitted in a filing. When a filing does not contain a full policy/contract, the products received count is 1.

\*\*\* "Transactions" refers to the total number of SERFF transactions that have been made through the Insurance Compact.

**Submissions by Filing Type**



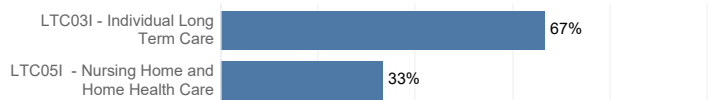
**Life Submissions by TOI**



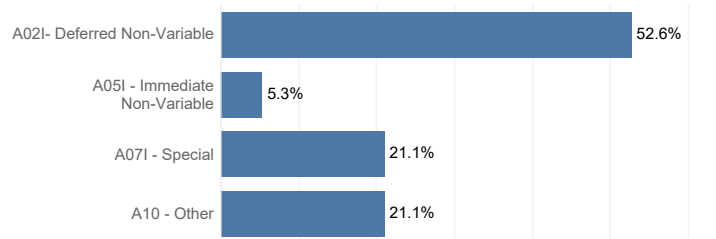
**Disability Income Submissions by TOI**



**Long-Term Care Submissions by TOI**



**Annuity Submissions by TOI**

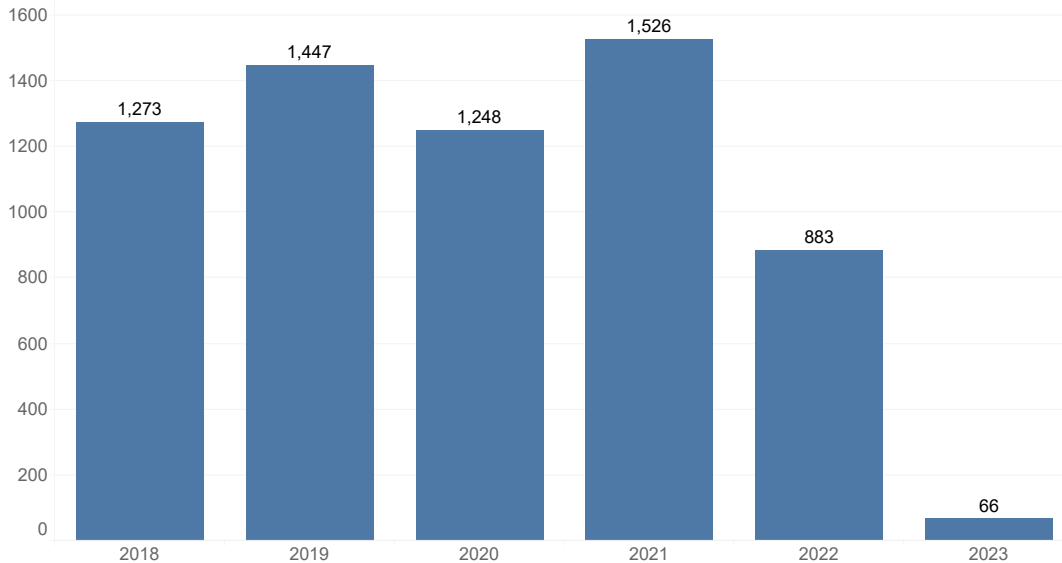


## Insurance Compact Product Filing Statistics

January 1, 2018 through January 31, 2023

*\*Please note for the current year calculations are based on submissions year to date\**

### Submissions Received



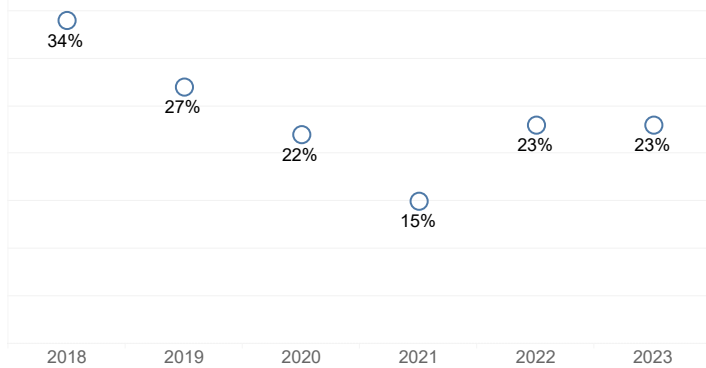
### Overview

- ★ There are 46 Compacting States including Puerto Rico and the District of Columbia.
- ★ There are 22+ Types of Insurance (TOI) available for filing with 102 adopted Uniform Standards and 130 various sub-TOIs available.

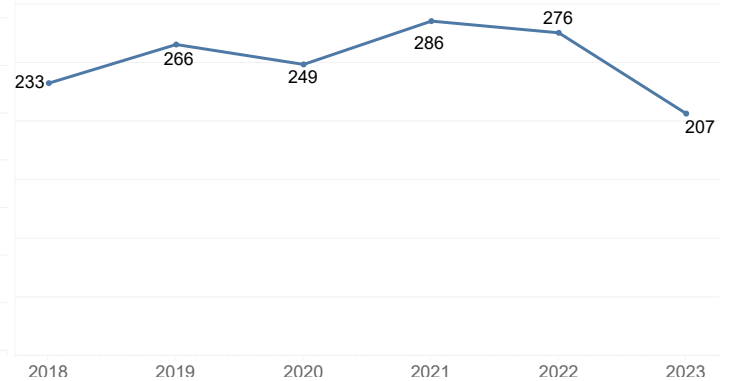
### From June 2007 - January 2023:

- ★ Over 12,625 products have been approved by the Insurance Compact; which equates to over 438,390 *SERFF* transactions.
- ★ 38,980 forms have been submitted for review.
- ★ \$31,661,845 in filing fees have been collected and remitted to the fee collecting member states.

### Mix & Match Percentage



### Registered Companies



### State Filing Fees Collected and Remitted

